

**Week**

**1**

# Incubation Data Chart

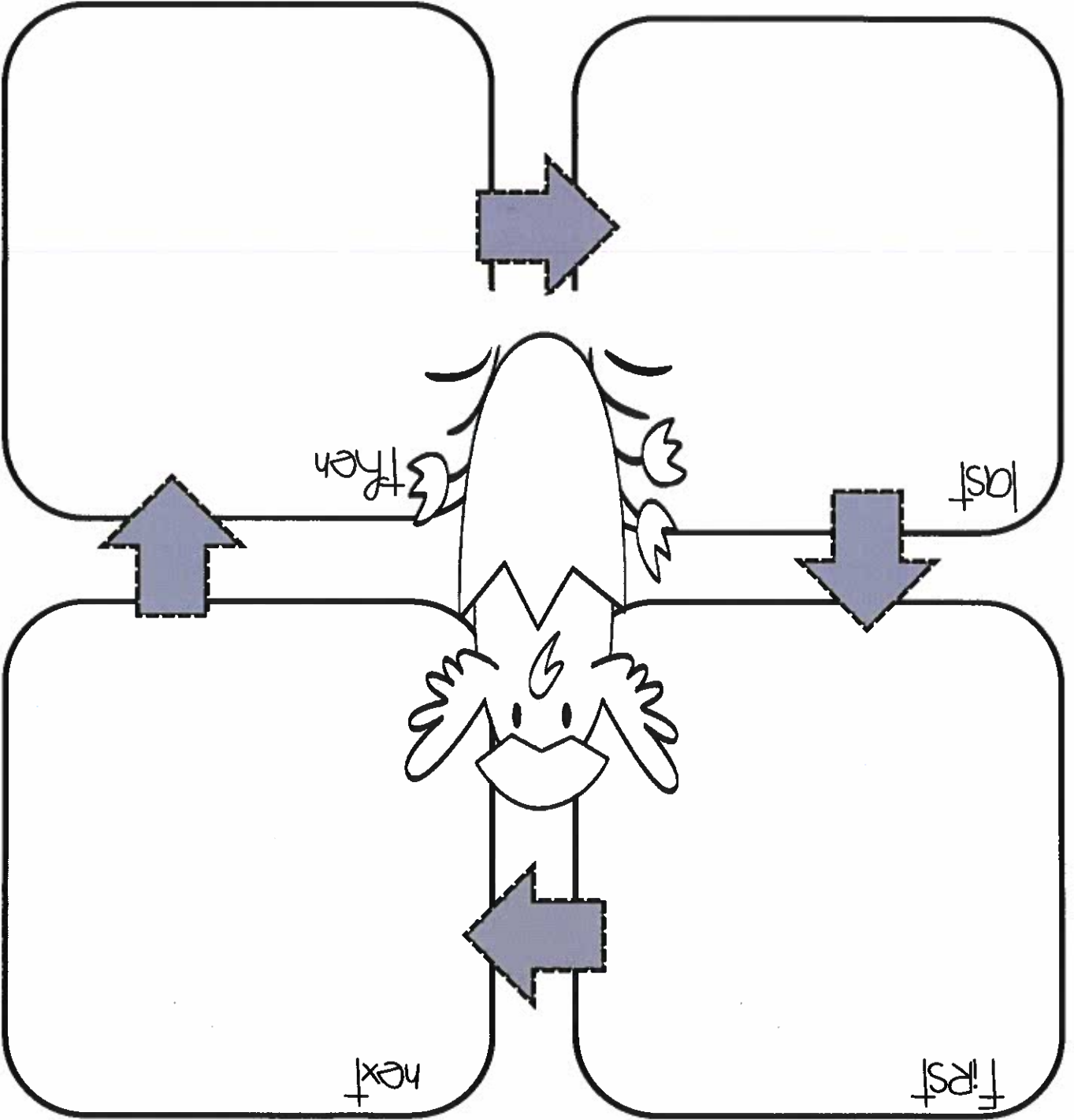
This record is important. Keeping data will help you prevent problems during your incubation project.

Day #	Date	Room Temp	Incubator Temp	Wet Bulb	Water Checked	Remarks
1						
2						
3						
4						
5						
6						
7						
8						
9						
10						
11						
12						
13						
14						
15						
16						
17						
18						
19						
20						
21						

Name \_\_\_\_\_

It takes \_\_\_\_\_ days for a chick to hatch.

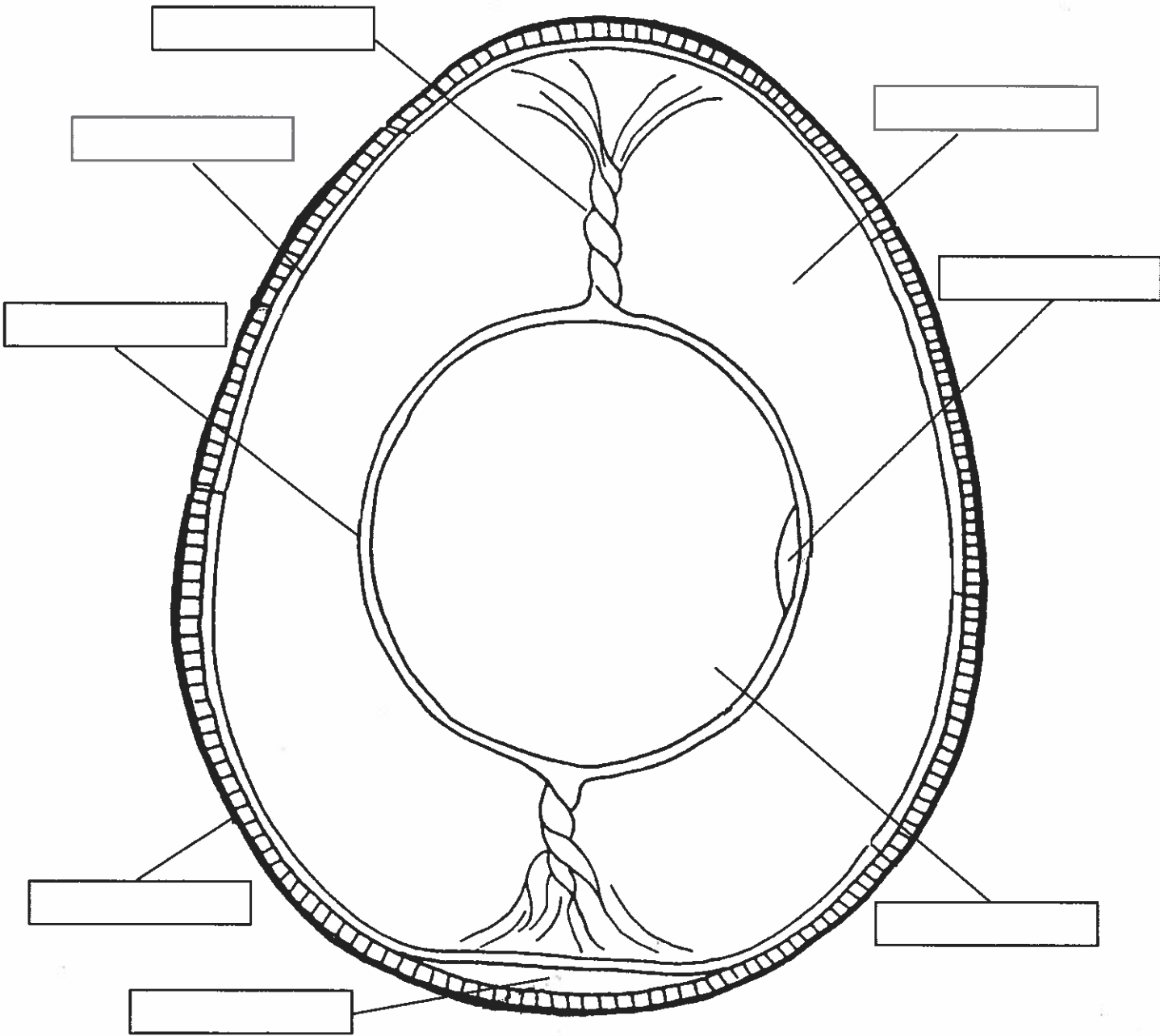
sequence of events



\_\_\_\_\_

# Egg Parts

Color each part of the egg a different color and label each part of the egg.



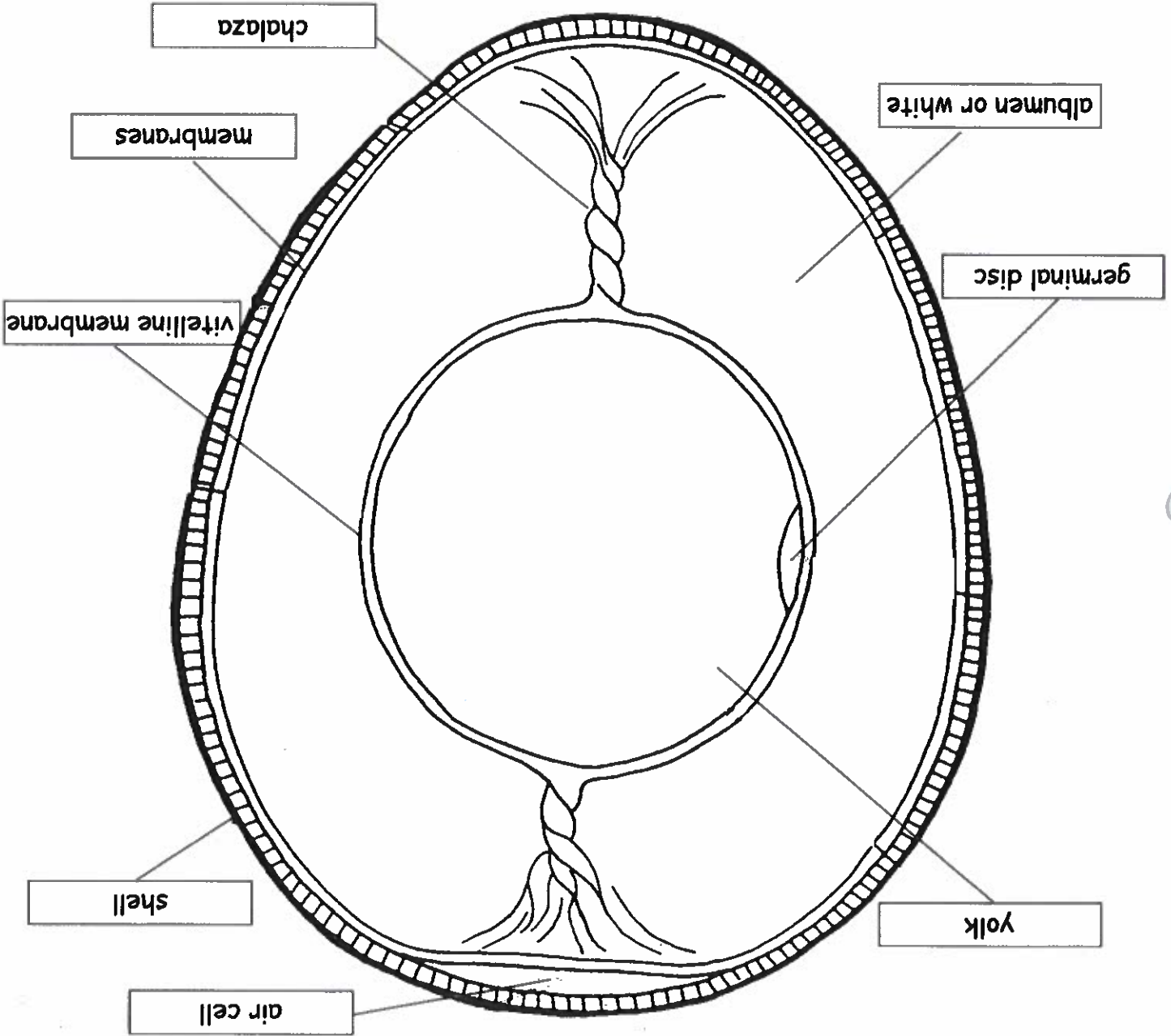
Use each word only once:

- air cell
- germinal disc
- vitelline membrane
- albumen or white
- membranes
- yolk
- chalaza
- shell

# Egg Parts

KEY

Color each part of the egg a different color and label each part of the egg.



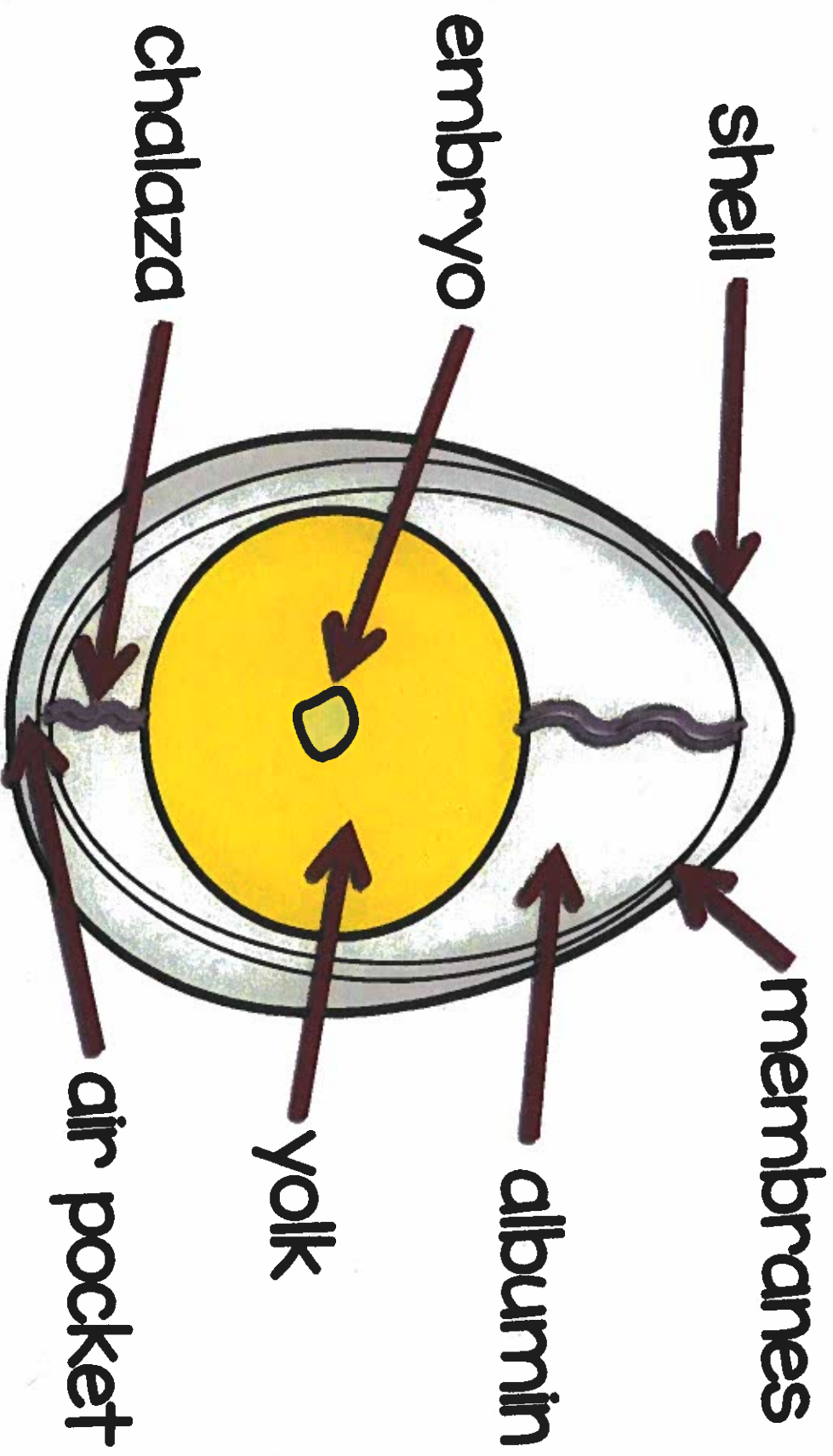
Use each word only once:

- air cell
- germinal disc
- vitelline membrane
- albumen or white
- membranes
- yolk
- chalaza
- shell





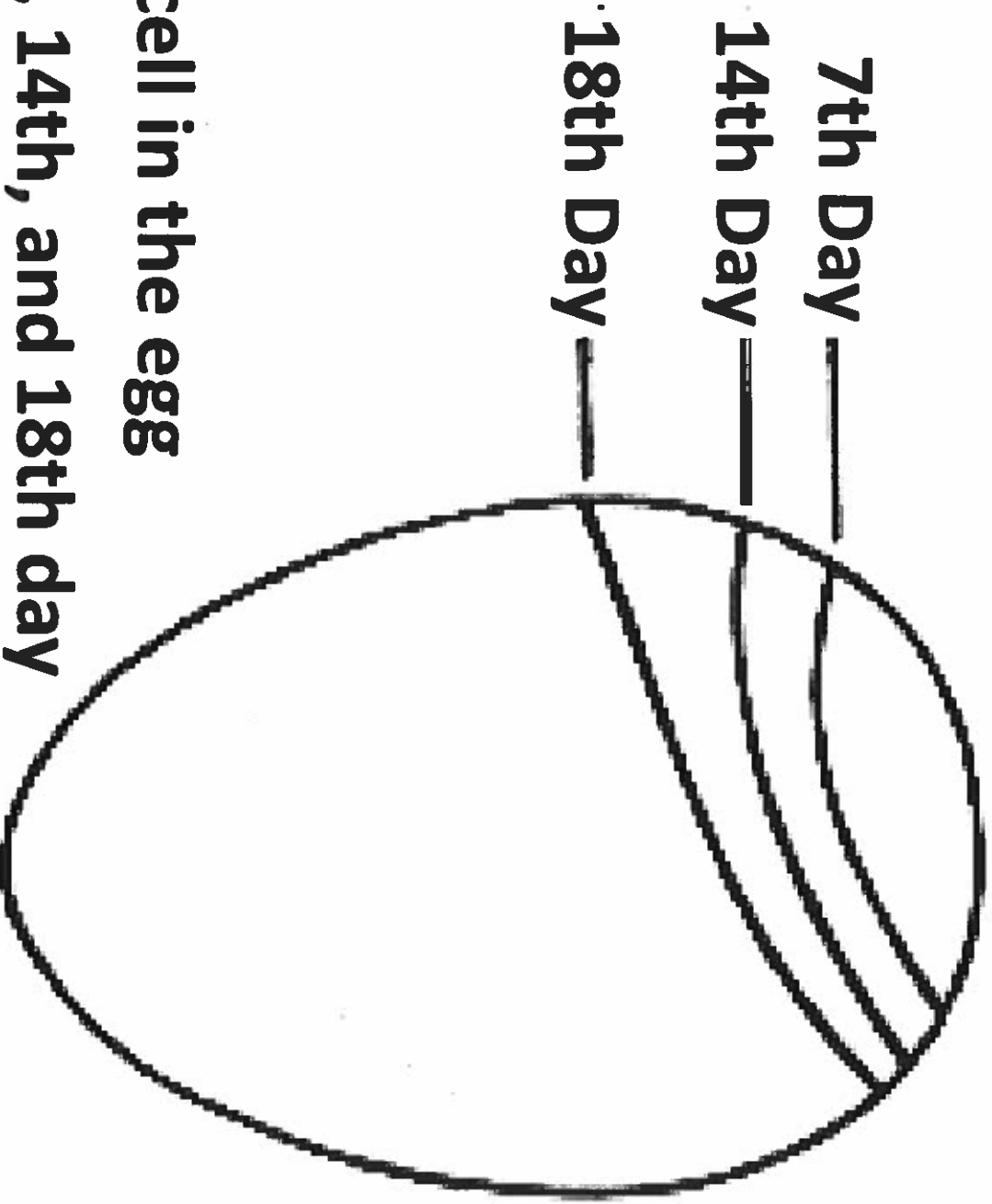
# Inside of an Egg



**Week**

**2**





**Size of air cell in the egg  
on the 7th, 14th, and 18th day  
of incubation.**

**Week**

**3**

# CHICKS

are

have

can

Write a sentence to tell 1 thing chicks need to live.

---

---

---

---

# Needs Comparison Chart

Needs	Baby	Chick
Food		
Water		
Protection		
Warmth		
Cleanliness		
Safety and Air		
Other		

Who provides for the needs that you have checked for the baby? Who provides the needs for the chick? Why are the needs important? How can you provide for the needs of either a baby or a chick?

# Needs Comparison Chart

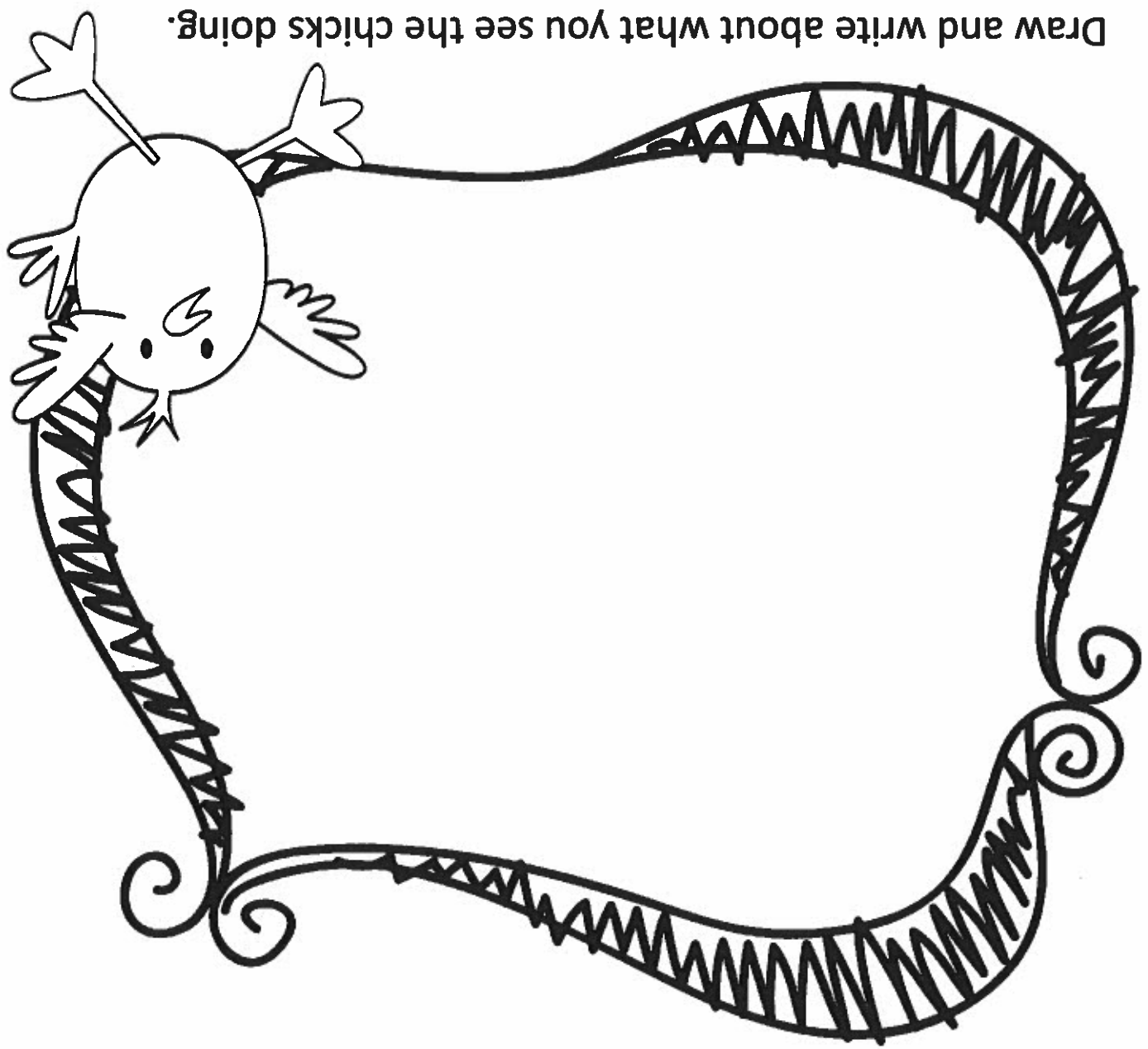
**KEY**

Needs	Baby	Chick
Food	X	X
Water	X	X
Protection	X	X
Warmth	X	X
Cleanliness	X	X
Safety and Air	X	X
Other	X	X

Babies and chicks have the same needs. The parent or care giver is responsible for the baby's care. The mother hen or the chick caregiver is responsible for the chick's care.

# MY CHICKS OBSERVATION

Draw and write about what you see the chicks doing.



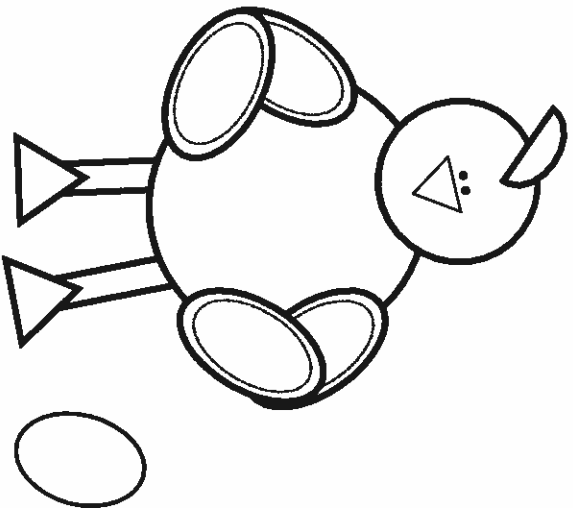
Handwriting practice lines consisting of two sets of three horizontal lines each. Each set includes a solid top line, a dashed middle line, and a solid bottom line.

**Activities**

**Extra**

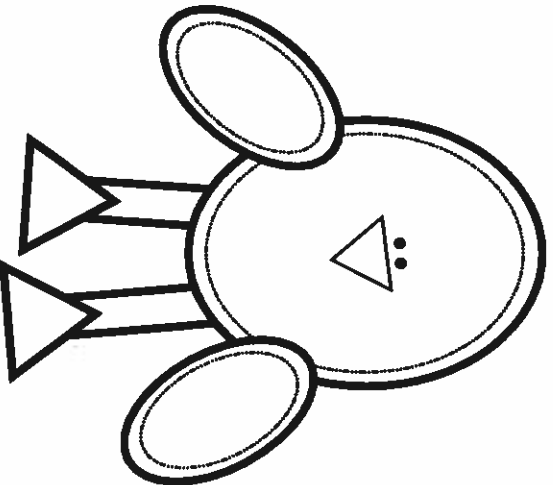


**Chicken Life Cycle**



name \_\_\_\_\_


**It grows and grows.**



**3**

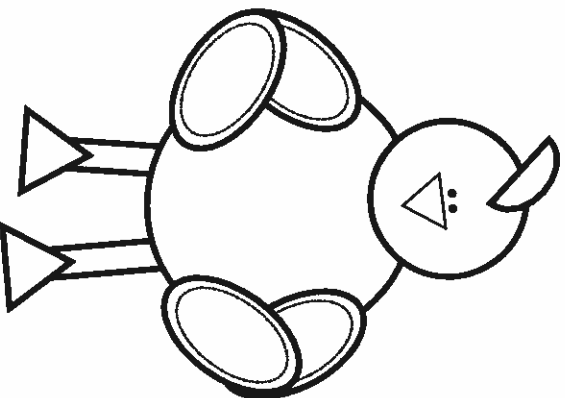
**Do you see the**

**egg?**



**Yes, I do see  
the egg. 1**

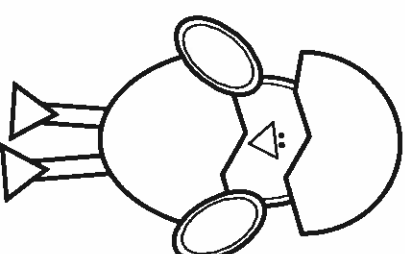
**It is an adult!**



**It is a chicken! 4**


**A chick comes**

**out!**



**Wow! I see  
the chick. 2**

**The chicken life cycle  
is awesome!**



**5**



Can

chickens

have

are



\* \* \* \* \*

\* \* \* \* \*

\* \* \* \* \*



Name: \_\_\_\_\_

# Chicken "Can, Have, Are" Sort

\*cut out the strips and paste under the correct heading on the "Chickens Can, Have, Are" sheet

build nests	predators	live 10-15 years
warm-blooded	eat worms	used for food
gizzards	lay eggs	beaks
crow or cluck	different sizes	different colors
birds	feathers	combs

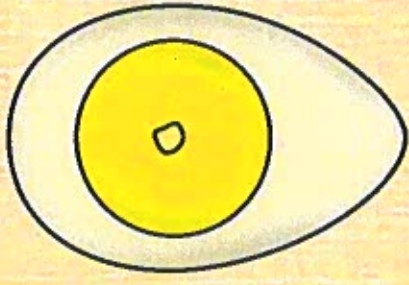




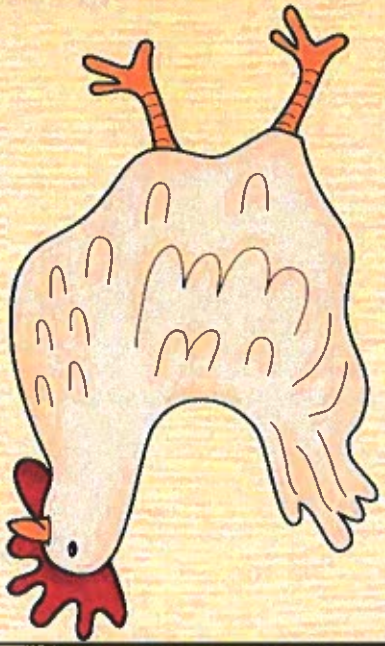
---

# Chicken "Can, Have, Are" Sort


\*cut out the strips and paste under the correct heading on the "Chickens Can, Have, Are" sheet

build nests	predators	live 10-15 years
warm-blooded	eat worms	used for food
gizzards	lay eggs	beaks
crow or cluck	different sizes	different colors
birds	feathers	combs











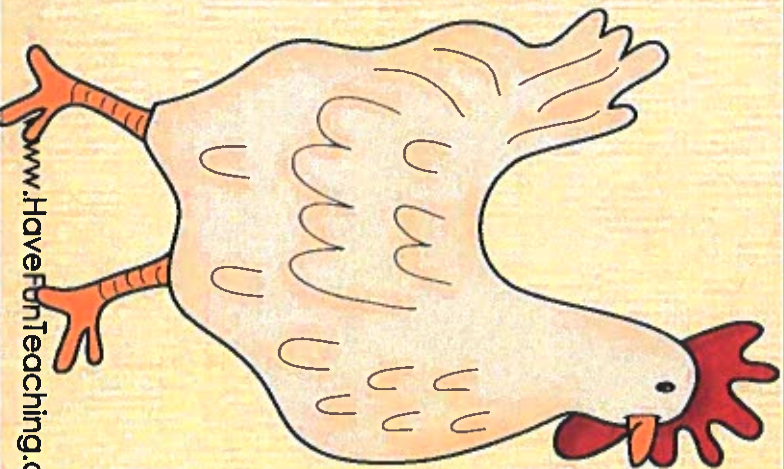
[www.HaveFunTeaching.com](http://www.HaveFunTeaching.com)



[www.HaveFunTeaching.com](http://www.HaveFunTeaching.com)



[www.HaveFunTeaching.com](http://www.HaveFunTeaching.com)



[www.HaveFunTeaching.com](http://www.HaveFunTeaching.com)



chick

www.HaveFunTeaching.com

adult  
chicken

www.HaveFunTeaching.com

egg

www.HaveFunTeaching.com

chick

www.HaveFunTeaching.com

adult  
chicken

www.HaveFunTeaching.com

embryo  
(20 days)

www.HaveFunTeaching.com

egg

www.HaveFunTeaching.com

embryo  
(14 days)





Life Cycle of  
A Chick  
Report  
By: \_\_\_\_\_





# Chick Report



By: \_\_\_\_\_

Date: \_\_\_\_\_

(All answers must be written in complete sentences)

1. Is a Baby chick is called what when he is growing inside an egg?

---

---

2. How long does it take for a chick to hatch?

---

---

3. What is an adult male chicken called?

---

---

4. What is an adult female chicken called?

---

---



Draw a picture of a baby chick

---

---

---

---

---

---

Name three facts that you know about baby chicks or chickens.

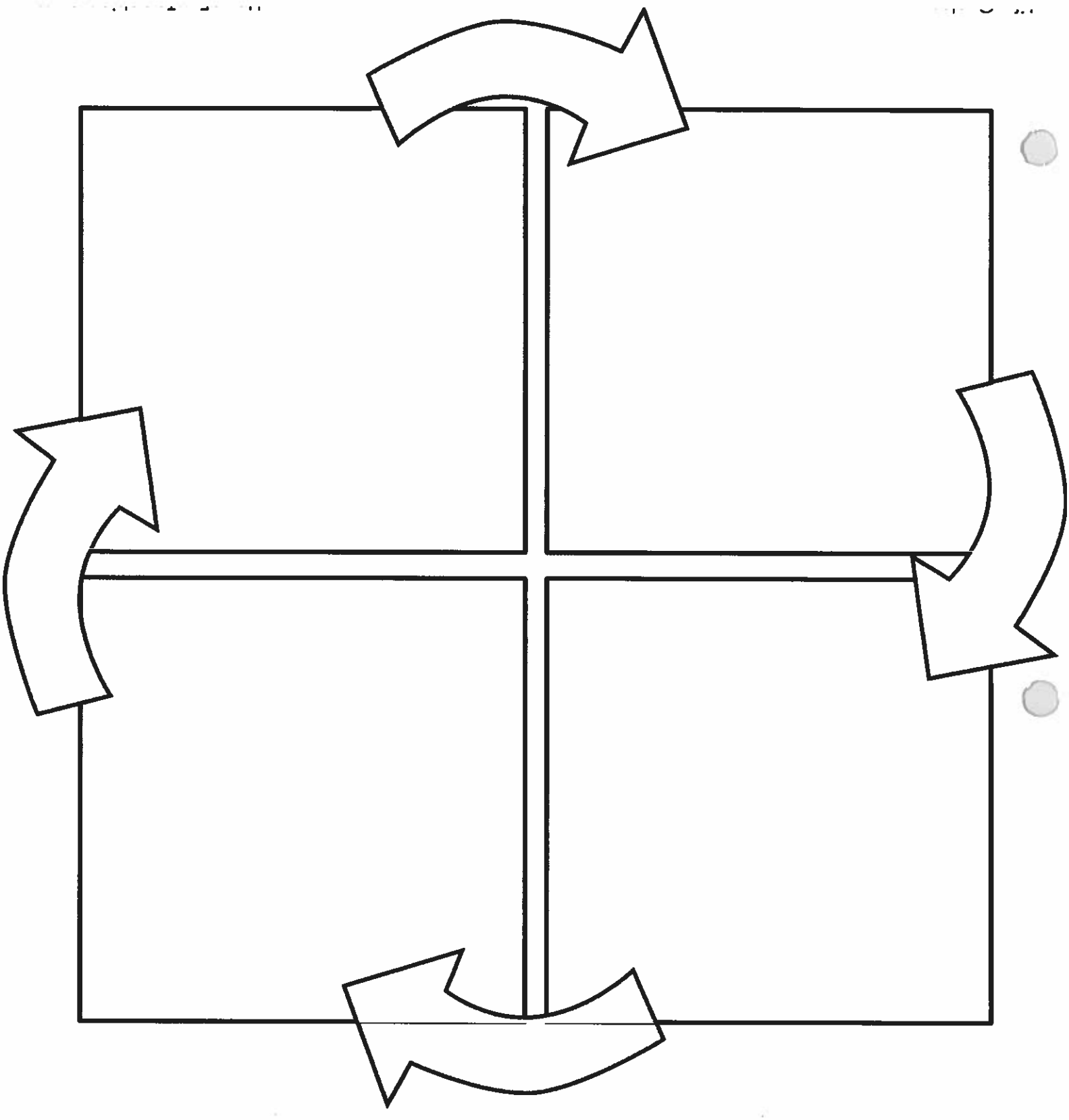
---

---

---


---

What does a chick have on the top of its head when it hatches? What does that tool help the chick to do?



**Directions:** Sequence the picture cards. Draw and label each phase of the animal life cycle.

NAME \_\_\_\_\_



# Life Cycle of a Chicken

## Word Wall Words

Sara Connell





**Down:** Soft, yellow  
feathers on baby chicks.

**Rooster:** A male chicken.



**Incubator:** A place that keeps the eggs warm while chickens are growing inside.

**Hen:** A female chicken.



**Roost:** To sit on the eggs or sleep on at night.

**Beak:** The hard pointed part of the chicken's mouth. It is used to pick up food.



**Breed:** A group of animals  
that shares the same features

**Chicken:** A kind of bird.



**Hatching:** A chick starting to break out of its shell.

**Embryo:** The earliest stages of development in an animal.

**Clutch:** A group of eggs together in a nest.

**Brood:** A group of newly hatched chicks.



**Egg Tooth:** The part of the chick's beak that helps the chick break out of the shell.

**Chick:** A newly hatched chicken.



**Pullet:** Female chickens less than 6 months old.

**Cockerel:** Male chickens less than a year old.



**Combs:** The pointed things at the top of the chicken's head.

**Wattles:** Flaps under the chicken's chin.



**Nest:** A place made out of straw where a hen lays her eggs.

**Eggs:** An oval shape that has a yolk. A chicken may grow inside it.



**Turner:** Something that rotates the eggs every few hours.

**Candler:** A box that has a light inside it. When used in a dark room you can see inside the egg.



**Air Sac:** The space at the blunt end of the egg. The air inside the sac is the first air a chick will breathe before hatching out of the shell.

**Preening:** Chickens pulling on feathers to keep them clean.



Thanks for downloading this file.

**Check out my chick units here...**

<http://www.teacherspayteachers.com/Product/Chicks-Math-and-Literacy-Centers>

<http://www.teacherspayteachers.com/Product/Lifecycle-Chicks-Math-and-Literacy-Unit-2-Common-Core-Aligned>

**Giving Credit Where Credit is Due:**

**Fonts:** <http://rowdyinroom300.blogspot.com/p/fonts.html>

**Clip Art:** <http://www.scrappindoodles.com/>  
**Thanks!**

**Sara Connell**

[www.firstgradefuntastic.blogspot.com](http://www.firstgradefuntastic.blogspot.com)

[sara3795@gmail.com](mailto:sara3795@gmail.com)